

Questel Group - Report

Company Questel Group

Time range Jan 1, 2021 - Jan 1, 2022 Type GHG Protocol

Created by Shoela Asgar Date 24 Aug 22

657.86t

TOTAL EMISSIONS

171.75t








SCOPE 1
















486.12t

SCOPE 2

0t

SCOPE 3

Scopes	Emission sources	tCO2e	Total
Scope 1	 Combustion of fuels in company owned/controlled stationary sources		171.75
	 Combustion of fuels in company owned/controlled mobile sources	42.34	
	 Physical or chemical processing		
	 Equipment leaks (Fugitive emissions)	129.41	
	 Land Use, Land-Use Change and Forestry emissions (optional)		
Scope 2	 Purchased Electricity	471.94	486.12
	 Purchased Steam, Heat & Refrigeration	14.18	

Scopes	Emission sources	tCO2e	Total
Scope 3	 Purchased goods and services		
	 Capital goods		
	 Energy emissions outside scopes 1 & 2		
	 Upstream Transportation & distribution		
	 Waste generated in operations		
	 Business travel		
	 Employee commuting		
	 Upstream leased assets		
	 Downstream Transportation and distribution		
	 Processing of sold products		
	 Use of sold products		
	 End-of-life Treatment of sold products		
	 Downstream leased assets		
	 Franchises		
 Investments			