

# Questel Group - Report

Company Questel Group - Questel SAS

Time range Jan 1, 2021 - Jan 1, 2022 Type GHG Protocol

Created by Shoela Asgar Date 22 Aug 22

**330.31t**

TOTAL EMISSIONS

**15.99t**








SCOPE 1
















**10.03t**

SCOPE 2

**304.30t**

SCOPE 3

Scopes	Emission sources	tCO2e	Total
Scope 1	 Combustion of fuels in company owned/controlled stationary sources		<b>15.99</b>
	 Combustion of fuels in company owned/controlled mobile sources		
	 Physical or chemical processing		
	 Equipment leaks (Fugitive emissions)	15.99	
	 Land Use, Land-Use Change and Forestry emissions (optional)		
Scope 2	 Purchased Electricity	10.03	<b>10.03</b>
	 Purchased Steam, Heat & Refrigeration		

Scopes	Emission sources	tCO2e	Total
Scope 3	 Purchased goods and services	58.68	<b>304.30</b>
	 Capital goods	137.89	
	 Energy emissions outside scopes 1 & 2	4.73	
	 Upstream Transportation & distribution		
	 Waste generated in operations		
	 Business travel	48.71	
	 Employee commuting	6.65	
	 Upstream leased assets	47.64	
	 Downstream Transportation and distribution		
	 Processing of sold products		
	 Use of sold products		
	 End-of-life Treatment of sold products		
	 Downstream leased assets		
	 Franchises		
	 Investments		